UYARI: Bu çizim EMCİ Industry'e aittir, izinsiz kopyalanamaz ve paylaşılamaz! / WARNING: This drawing belongs to EMCI Industry, it cannot be copied and shared without permission!

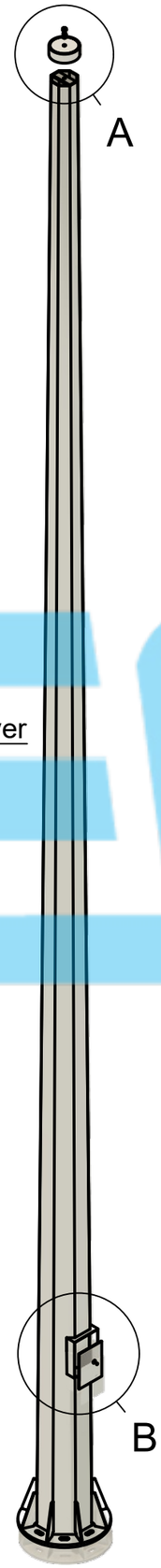

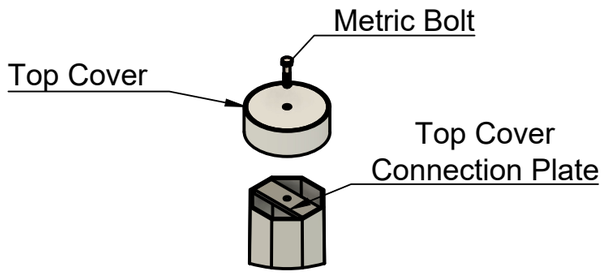

A Detail



B Detail

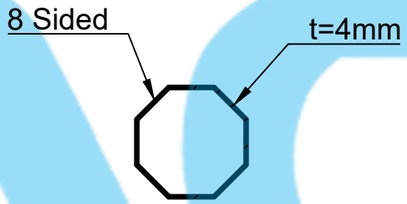

A-A Section

Anchor Bolt
8*M16*576

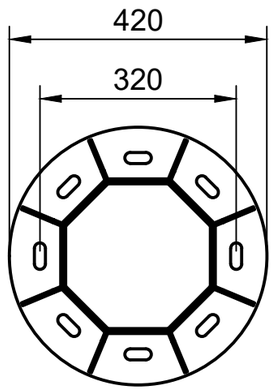

Base Plate
t=14mm

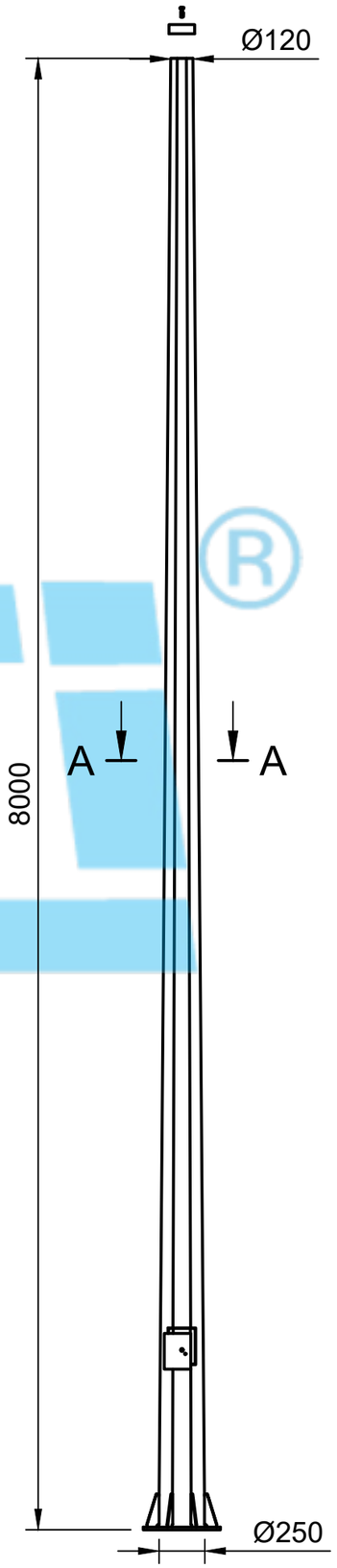

GENERAL NOTES / GENEL NOTLAR

1-All dimensions ar in mm.
Tüm ölçüler mm'dir.
2-Shaft and flange material (S235JR) structral steel.
Gövde ve flanş malzeme (S235JR) yapı çeliğidir.
4-All Bolts to be of high tensile steel (ISO 898/90)
Tüm civatalar malzemeleri yüksek kalite çekme çeliktir. (ISO 898/90)
5-All steel items, bolts, nuts & washers to be hot-dip gavd.as per (EN ISO 1461)
Tüm çelik elemanlar , civatalar, somunlar ve rondelalar sıcak daldırma galvanizdir (EN ISO 1461)
6-Bolts can be used as 5.8 & 6.8 & 8.8 according to desing criteria.
Tasarım kriterlerine göre civatalar 5.8 & 6.8 & 8.8 olarak kullanılabilir.

Welding/Kaynak

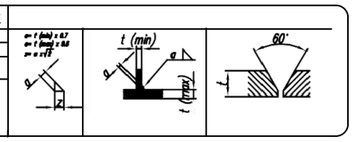

REVIZYON REVISION	A	*	*
	B	*	*

PROJE ADI PROJECT	TİP1 8MT KGYS

HAZIRLAYAN DESİGN BY	ÇİZEN DRAWN BY	KONTROL CHECKED BY	ONAY APROVED BY
A.GÜNEY		H.TÜRK	Y.SİVRİTAŞ
ÖLÇEK SCALE	TARİH DATE	PAFTA NO: DRAWİNG NO:	REV
A1-1	14.02.2022	*	

UYARI: Bu çizim EMCİ Industry'e aittir, izinsiz kopyalanamaz ve paylaşılamaz! / WARNING: This drawing belongs to EMCI Industry, it cannot be copied and shared without permission!